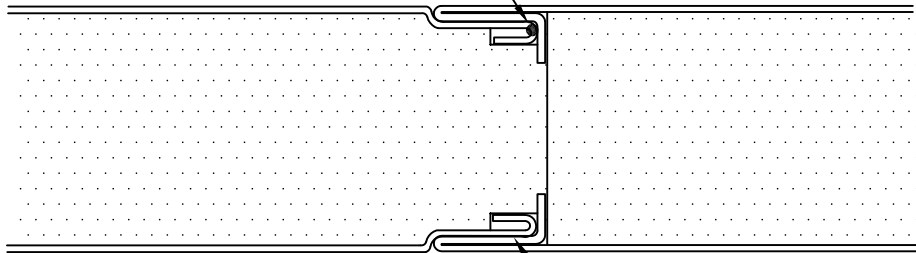
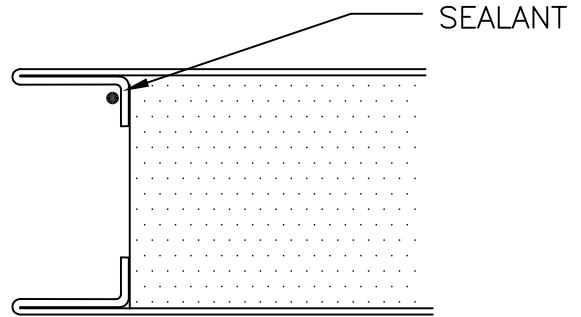



SLIP LOCK CONNECTION  
W/CONTINUOUS  
SEALANT WARM SIDE

DPS SL-504  
SLIP LOCK PANEL



SLIP LOCK  
CONNECTION



SLIP LOCK  
CONNECTION

DPS SL-504  
SLIP LOCK PANEL

## SL-504 SLIP LOCK WALL & CEILING CONNECTION